

gorsun®

挂脖式运动蓝牙耳机

E19

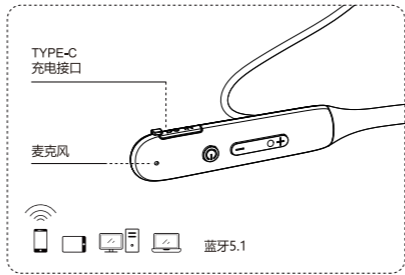
产品名称: E19挂脖式运动蓝牙耳机

主要功能: 蓝牙(通话)

开机状态: 5分钟无设备连接自动关机

产品参数:

频率响应: 20Hz~20KHz
 工作范围: ≈10m
 电池电压: 3.7 V
 电池容量: 180 mAh (可充电锂电池)
 充电时间: ≈1小时
 工作时间: ≈15小时
 阻抗: 16 Ohm
 灵敏度: 101±3 dB
 喇叭直径: 10 mm
 额定功率: 3 mW
 最大功率: 5 mW



TYPE-C 充电接口

麦克风

蓝牙5.1

蓝牙连接

- 关机状态下, 长按“⏻”1.5秒进入同配对模式, “pairing”提示音, 接着红蓝灯交替闪烁。
- 打开手机蓝牙连接, 搜索设备 E19, 连接成功后, 有“connect”提示音。
- 自动回连: 蓝牙耳机重新开机后, 自动回连到已配对过的蓝牙设备, 同时有提示音“connect”。

开/关机

开机: 长按“⏻”键1.5秒, 设备启动自动进入蓝牙模式, 蓝色指示灯闪烁1秒, 同时有“power on”提示音。

关机: 开机状态下, 长按“⏻”键5秒, 红色指示灯闪烁三次熄灭, 同时有“Power Off”提示音。

按键说明

“⏻”: 短按, 播放/暂停

“+”: 短按加音量, 长按下一曲。

“-”: 短按减音量, 长按上一曲。

游戏模式: 在连接状态长按“⏻”键2秒开启游戏模式

来电操作

接通电话: 来电时短按“⏻”键

挂断电话: 通话中短按“⏻”键

拒接来电: 来电时长按“⏻”键1秒

回拨最后一次电话号码: 双击“⏻”键

包装清单

- 一个蓝牙耳机主机
- 一条TYPE-C充电数据线
- 一本产品使用说明书
- S/M/L 耳帽

最大音量警示音: “volume maxmium”


TYPE-C: 充电口接口, 使用方便

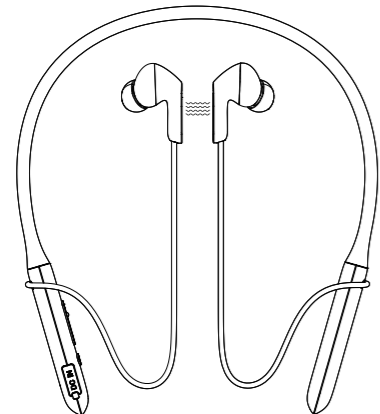
LED灯状态

开机状态	蓝灯闪烁
关机提示	红灯闪烁三次直到熄灭
充电状态	充电时红灯长亮, 插入TYPE-C接口蓝牙自动关机, 充满蓝灯长亮
低电报警	红灯5秒闪一次, 每60秒响一次提示音。
配对状态	红蓝灯交替闪烁
连接成功	蓝灯5秒亮一次

注意事项

- 蓝牙耳机进入配对模式后若无配对连接操作, 请关闭设备避免电量损耗。
- 搜索蓝牙耳机时, 不要进行其他操作, 以避免程序出错。在使用中请选择适当音量, 以防对耳机造成伤害。
- 请注意蓝牙耳机的良好使用环境, 以防对耳机造成伤害。
- 长时间未使用耳机, 请先将耳机充满电后再使用。





gorsun®

WIRELESS SPORTS HEADPHONES

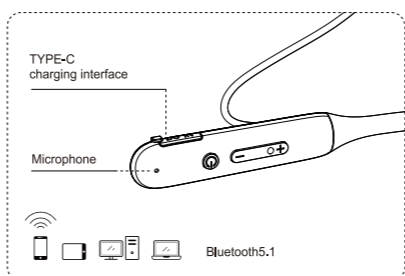
E19

SPECIFICATIONS

Frequency Response : 20Hz~20KHz
 Impedance : 16 Ohm
 Sensitivity : 101±3 dB
 Working Range : ≈10m
 Battery capacity : 180 mAh
 Charging Time : ≈1 hour
 Working Time : ≈15 hour
 Rated Power : 3 mW
 Largest Power : 5 mW
 Trumpet Diameter : 10 mm

Packing Accessories

1. A Bluetooth Headphone
2. TYPE-C charging cable
3. Manual
4. Earmuff With S/M/L Size



TYPE-C charging interface

Microphone

Bluetooth5.1

Bluetooth Mode

- Long press the headphone power button “⏻” for 1.5 seconds, you will hear the prompt voice “Power on, Pairing” and the red and blue lights will flash alternately.
- Open the bluetooth mode at the device, search the pairing name “E19”, and then you will hear the prompt voice “Connected” once paired successfully.

- Connect automatically: after powering on, it will automatically search and connect the smart device which paired last time.

Power on/off:

- Power on: Long press “⏻” around 1.5 seconds, you will hear the prompt voice: Power on, and blue light is on.
- Power off: Long press “⏻” around 5 seconds, you will hear the prompt voice: Power off, and the red light flash until off.

Button Instruction:

- “⏻” Power on/Power off, Pause/Play.
- “+” Short press for volume up/ Long press for next track.
- “-” Short press for volume down/ Long press for last track.

Instruction of Incoming Calls

1. Answer: short press “⏻”
2. Hang up: short press “⏻”
3. Reject: long press “⏻”
4. Dial back: double click “⏻”

Other Functions

1. Warning voice of maximum volume: “volume maxmium”.
2. TYPE-C charging port, user friendly.

LED Instructions

Power on	Blue light is on
Power off	Red light flashes until off
Pairing mode	Red and blue flash alternately
Charing	Red light is on when charging, and light is off after getting full charged
Connected	Blue light flashes slowly

Note

1. Please turn off the device to avoid power consumption if no pairing operation taken after bluetooth headphone entering pairing system.
2. Please do not make other operations when searching bluetooth in case of procedure error.
3. Please adjust volume properly to avoid doing harm to ears.
4. Please pay attention to the using environment to prevent damage to the bluetooth headset.
5. Please get bluetooth headphone full charged firstly when using if not being used for a long time before.

