

gorsun®



WIRELESS STEREO HEADPHONES

E94

产品名称: 时尚头戴式大包耳蓝牙耳机

主要功能: 蓝牙(通话)+AUX

AUX功能: 不开机插上即可使用; 开机后插入AUX线自动关闭蓝牙功能。

产品参数:

频率响应: 20Hz~20KHz

最大输出功率: 20mW

工作范围: ≈10m

电池电压: 3.7 V

电池容量: 300 mAh (可充电锂电池)

电池充电电压: DC4.75-5.25V

充电时间: ≈2小时

工作时间: ≈16小时

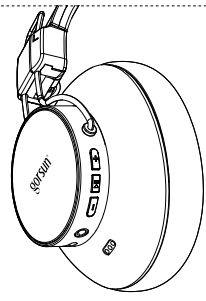
阻抗: 32 ohm

灵敏度: 100±3 dB


喇叭直径: 40 mm

包装清单


- 一个蓝牙耳机主机
- 一条USB充电数据线
- 一条AUX-in音频线
- 一本产品使用说明书



蓝牙连接

- 关机状态下, 长按“”3秒进入同配对模式, “Power on Pairing”提示音, 接着红蓝灯交替闪烁。
- 打开手机蓝牙连接, 搜索设备 E94, 连接成功后, 有“connected”提示音。
- 自动回连: 蓝牙耳机重新开机后, 自动回连到已配对的蓝牙设备, 同时有提示音“connected”。

开/关机

开机: 长按“”键3秒, 设备启动自动进入蓝牙模式, LED指示灯蓝色灯亮。

关机: 开机状态下, 长按“”键3秒, LED指示灯熄灭, 设备关闭。

按键说明

“” : 短按, 播放/暂停

“” : 短按加音量, 长按下一曲。

“” : 短按减音量, 长按上一曲。

来电操作

接通电话: 来电时短按“”键

挂断电话: 通话中短按“”键

拒接来电: 来电时长按“”键1秒

回拨最后一次电话号码: 双击“”键

最大音量警示音: “DIDI”。

USB: 国际通用MICRO USB充电口。

AUX-IN播放模式

在任意模式下, 插入AUX线, 耳机自动关机, 切换到AUX-IN功能。



LED灯状态

开机状态	蓝灯亮
关机提示	红灯闪烁直到熄灭
充电状态	充电时红灯长亮, 插入MicroUSB接口蓝牙自动关机, 充满电灯灭。

低电报警	红灯1秒闪一次, 每3分钟响一次提示音。
配对状态	红蓝灯交替闪烁
连接成功	蓝灯慢闪

注意事项

蓝牙耳机进入配对模式后若无配对连接操作, 请关闭设备避免电量损耗。

搜索蓝牙耳机时, 不要进行其他操作, 以避免程序出错。在使用中请选择适当音量, 以防对耳机造成伤害。

请注意蓝牙耳机良好使用环境, 以防对耳机造成伤害。

长时间未使用耳机, 请先将耳机充满电后再使用。

ENGLISH

Product Name: Gorsun-Bluetooth Headphone

Main Function: Bluetooth (call) + AUX

SPECIFICATIONS

Frequency Response: 20Hz~20KHz

Max Output Power: 20mW

Working Range: ≈10m

Battery voltage: 3.7V

Battery capacity: 300 mAh

Battery Charging Voltage: DC4.75-5.25V

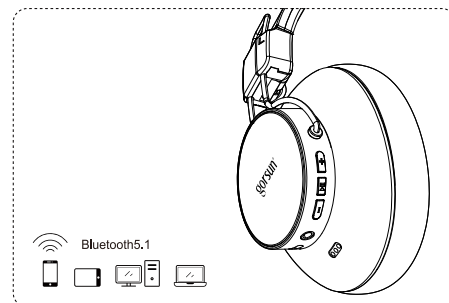
Charging Time: ≈2 H

Working Time: ≈16 H


Impedance: 32 ohm

Sensitivity: 100±3dB

Speaker diameter: 40mm





Bluetooth Mode




- Long press the headphone power button “” for 3 seconds, you will hear the prompt voice “Power on, Pairing” and the red and blue lights will flash alternately.
- Open the bluetooth mode at the device, search the pairing name “E94”, and then you will hear the prompt voice “Connected” once paired successfully.

- Connect automatically: after powering on, it will automatically search and connect the smart device which paired last time.





Power on/off:

- Power on: Long press “” around 3 seconds, you will hear the prompt voice: Power on, and blue light is on.
- Power off: Long press “” around 3 seconds, you will hear the prompt voice: Power off, and the red light flash untill off.

Button Instruction:

- “” Power on/Power off, Pause/Play.
- “” Short press for volume up/ Long press for next track.
- “” Short press for volume down/ Long press for last track.

Instruction of Incoming Calls

1. Answer: short press “”
2. Hang up: short press “”
3. Reject: long press “”
4. Dial back: double click “”

Packing List

Stereo headphone: 1pcs

Micro USB Charging cable: 1pcs

AUX cable: 1pcs

Manual: 1pcs

LED Instructions

Power on	Blue light is on
Power off	Red light flashes untill off
Pairing mode	Red and blue flash alternately
Charing	Red light is on when charging, and light is off after getting full charged
Connected	Blue light flashes slowly

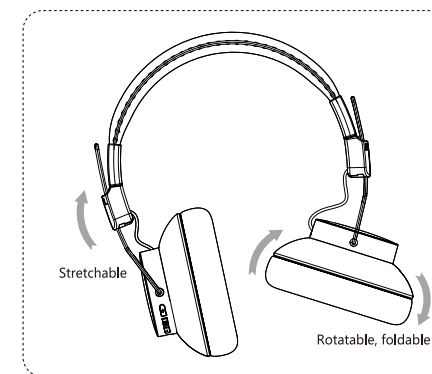
Other Functions

Warning voice of maximum volume: “didi”.

AUX mode: AUX cable in, headphone turns off automatically.

Power display on IOS system.

Micro-USB charging port.



Note

1. Please turn off the device to avoid power consumption if no pairing operation taken after bluetooth headphone entering pairing system.
2. Please do not make other operations when searching bluetooth in case of procedure error.
3. Please adjust volume properly to avoid doing harm to ears.
4. Please pay attention to the using environment to prevent damage to the bluetooth headset.
5. Please get bluetooth headphone full charged firstly when using if not being used for a long time before.

68*80mm