

gorsun®



ANC/ENC

数字降噪
4 + 1 多功能模式

MA98

产品名称: 歌尚头戴式蓝牙降噪耳机

主要功能: 蓝牙+Hybird(FF+FB)主动降噪耳机

AUX功能: 不开机插上即可使用; 开机后插入AUX线自动关闭蓝牙功能。

产品参数:

蓝牙版本	5.2
喇叭直径	40MM
频响范围	20Hz-20KHz
工作距离	≈10M
灵敏度	110±3db
阻抗	32 Ohm
工作电压	3.7V
最大功率	20mW
电池容量规格	450mAh (可充电锂电池)
工作时间	≈20 Hours
充电时间	≈2 Hours



蓝牙连接

- 关机状态下, 长按“”3秒进入配对模式, 接着红蓝灯交替闪烁。
- 打开手机蓝牙连接, 搜索设备 MA98连接。
- 自动回连: 蓝牙耳机重新开机后, 自动回连到已配对过的蓝牙设备。

开/关机

开机: 关机状态下, 按“”键3秒, 蓝灯点亮1秒。
关机: 开机状态下, 长按“”键5秒, 红灯点亮1秒后熄灭。

按键说明

加音量/下一曲: 短按“”键音量加, 长按“”键下一曲。
减音量/上一曲: 短按“”键音量减, 长按“”键上一曲。
播放/暂停: 短按“”键。
唤醒“siri”: 快速三击“”按键

来电操作

接通电话: 来电时短按“”键
挂断电话: 通话中短按“”键
拒接来电: 来电时长按“”键1秒
回拨最后一次电话号码: 双击“”键

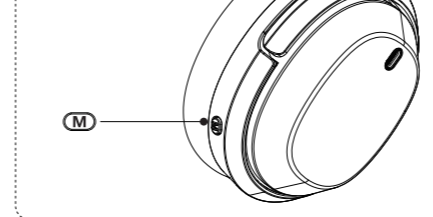
TYPE-C: 充电口接口, 使用方便

AUX-IN播放模式

在任意模式下, 插入AUX-IN线, 耳机自动关机, 切换到AUX-IN功能。

降噪按键操作

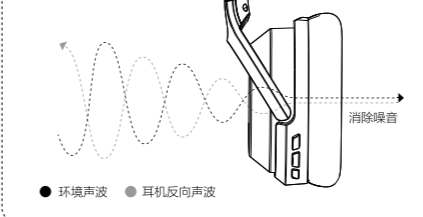
短按 (M) 降噪键
四种模式切换: 高降噪--低降噪--通透模式--普通模式



消音频率范围	40-1000 Hz
高降噪	≈35dB
低降噪	≈28Hz
消音的中心频率	≈100Hz-800Hz

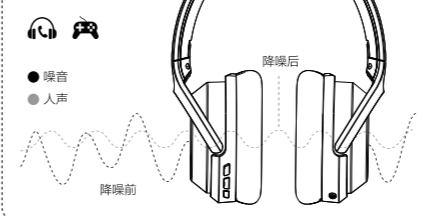
ANC (主动降噪)

通过耳机降噪系统产生与外界噪音相反的声音, 将噪音中和, 从而实现降噪的效果。



ENC (环境降噪)

比如打电话或打游戏时, 可以有有效的降低通话时非目标语音噪声, 确保通话清晰。



ANC/ENC(数字降噪)

4 + 1 多功能模式

- 高降噪模式**
主要用于旅行出差, 比如飞机、火车等交通场景使用, 可以降低引擎声和其他低频噪声。
- 低降噪模式**
主要用于咖啡厅、商场等室内场景使用, 可以降低人声和其他中频噪声。
- 通透模式**
主要用于与人交谈时不用摘下耳机也能听到以及周围的环境声。
- 普通模式**
主要用于户外行走或者骑行时可以获得一个更安全的听觉感知。
- 通话降噪**
比如打电话或打游戏时, 可以有有效的降低通话时非目标语音噪声, 确保通话清晰。

LED灯状态

开机状态	蓝灯闪亮1次
关机提示	红灯闪亮直到熄灭
充电状态	充电时红灯长亮, 充满电亮蓝灯。
低电报警	红灯1秒闪一次, 每3分钟响一次提示音。
配对状态	红蓝灯交替闪烁
连接成功	蓝灯闪烁

注意事项

蓝牙耳机进入配对模式后若无配对连接操作, 请关闭设备避免电量损耗。

搜索蓝牙耳机时, 不要进行其他操作, 以避免程序出错。在使用中请选择适当音量, 以防对耳机造成伤害。

请注意蓝牙耳机的好使用环境, 以防对耳机造成伤害。

长时间未使用耳机, 请先将耳机充满电后再使用。

gorsun®



ANC/ENC

DIGITAL CANCELLATION
4+1 Multifunction

MA98

ENGLISH

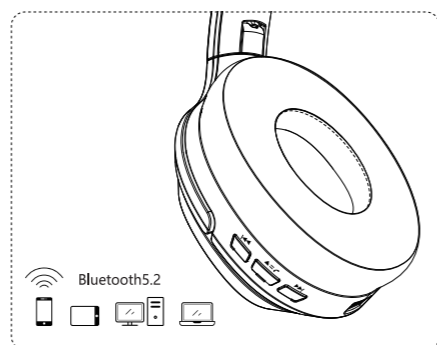
Product Name: Bluetooth & ANC headphone

Main Function: Bluetooth+ANC+AUX

AUX Function: It can be used without powering on, or it will automatically power off after using audio cable

Product specification

Bluetooth Version	5.2
Speaker diameter	40 MM
Frequency Response	20Hz-20KHz
Working Range	≈10 M
Sensitivity	110±3db
Impedance	32 Ohm
Working Voltage	3.7V
Max Output Power	20 mW
Battery capacity	450 mAh
Working Time	≈20 Hours
Charging Time	≈2 Hours



Bluetooth Mode

- Long press the headphone power button “” for 3 seconds, blue light will flash.
- Open the bluetooth mode at the device, search the pairing name “ MA98 ”
- Connect automatically: after powering on, it will automatically search and connect the smart device which paired last time.

Power on/off:

- Power on: Long press “” around 3 seconds, blue light is on.
- Power off: Long press “” around 5 seconds, red LED flash untill off.

Button Instruction:

- “” Power on/Power off, Pause/Play.
- “” Short press: volume up/ Long press: next track.
- “” Short press: volume down/ Long press: last track.
- “” Quick triple press to awake Siri

Instruction of Incoming Calls

1. Answer: short press “”
2. Hang up: short press “”
3. Reject: long press “”
4. Dial back: Double click “”

Other Functions

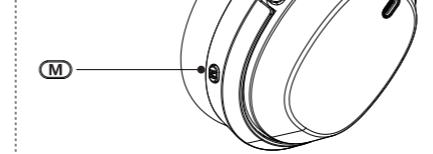
1. AUX mode: AUX cable in, headphone will be auto-off.
2. Power display on IOS system.
3. TYPE-C charging port, user friendly.

Packing List

Stereo headphone: 1pcs
TYPE-C charging cable: 1pcs
Aux cable: 1pcs
Manual: 1pcs

ANC Button Instruction

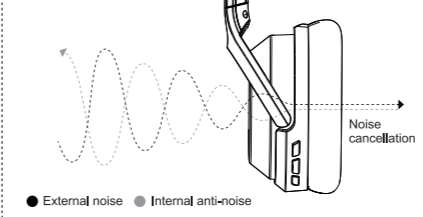
Short press ANC button “M” to switch among:
1. Zero-ANC off (default mode)
2. One-ANC high mode
3. Two-ANC low mode
4. Three-Transparency mode



ANC Frequency Response	40-1000 Hz
Noise Cancellation high	≈35dB
Noise Cancellation Low	≈28Hz
Center Frequency	≈100Hz-800Hz

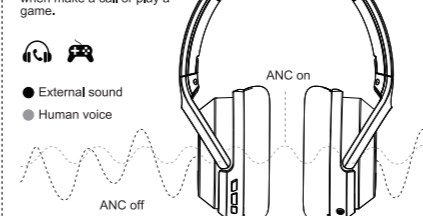
ANC(Active Noise Cancellation)

The headphone counters external sound with equal anti-noise to achieve noise cancellation.



ENC (Environmental Noise Cancellation)

To ensure clear voice by canceling unwanted sound when make a call or play a game.



ANC/ENC (DIGITAL NOISE CANCELING)

4+1 Multifunton

- ANC High mode**
Excellent for traffic scenes like travel on the airplanes, trains, etc. which can reduce engine noise and other low-frequency noise.
- ANC Low mode**
Mainly used for indoor scenes such as coffee shops, shopping malls, etc. which can reduce human voice and other intermediate frequency noise.
- Transparency Mode**
Lets outside sound in, so you can hear what's going on around you without taking off the headphone.
- ANC Off**
Suitable for outdoor walking or cycling to obtain a safer auditory perception.
- ENC**
To ensure clear voice by canceling unwanted sound when make a call or play a game.

LED Instructions

Power on	Blue light flashes
Power off	Red light flashes until off
Pairing	Red and blue light flash alternately
Connected	Blue light flash every four seconds
Low Battery	Red light flashes every one seconds, and you will hear the Prompt Voice every 3mins
Charging	Red light is on when charging, blue light is on after get full charged.
ANC mode	Green light is on

Note

1. Please turn off the device to avoid power consumption if no pairing operation taken after bluetooth headphone entering pairing system.
2. Please do not make other operations when searching bluetooth in case of procedure error.
3. Please adjust volume properly to avoid doing harm to ears.
4. Please pay attention to the using environment to prevent damage to the bluetooth headset.
5. Please get bluetooth headphone full charged firstly when using if not being used for a long time .
6. Please turn off the noise reduction function when you are not using the headphones to avoid power loss.

64.5*97mm